

FACT SHEET



STORMWATER MANAGEMENT AND SPILL CONTROL SYSTEMS

Clearmake offers a diverse range of stormwater management and spill control systems to meet the spectrum of industrial and commercial applications where potential water contamination needs to be managed.

Clearmake's standard stormwater diversion system is actuated hydraulically from a demand valve in the washdown water line. However if differing site conditions require, the valve can be constructed with electric or pneumatic actuation with PLC control capability to accommodate site specific requirements. First Flush, Spill Detection and Spill Control variants are also available.

The Gross Pollutant Trap (GPT) is a roto-molded unit designed to be an easily installed, low cost solution for the treatment of runoff water from hard stand areas around buildings or parking lots. It is a versatile, laboratory certified unit that is easily incorporated into site designs and provides maximum protection for

stormwater runoff. A riser is optional. Plus a 500L tank capacity services an area of 400m²:33 L/s max. flow rate.

Industry Applications: Any application where an unroofed washdown bay requires diversion of stormwater from washdown water or where detection, protection or control of spills is necessary.

Client Applications: All unroofed washdown pads; fuel or chemical storage areas or service stations; transformer storage areas; mining, and heavy equipment workshops, as well as run-off from hardstand areas in industrial and commercial facilities.

More Information:

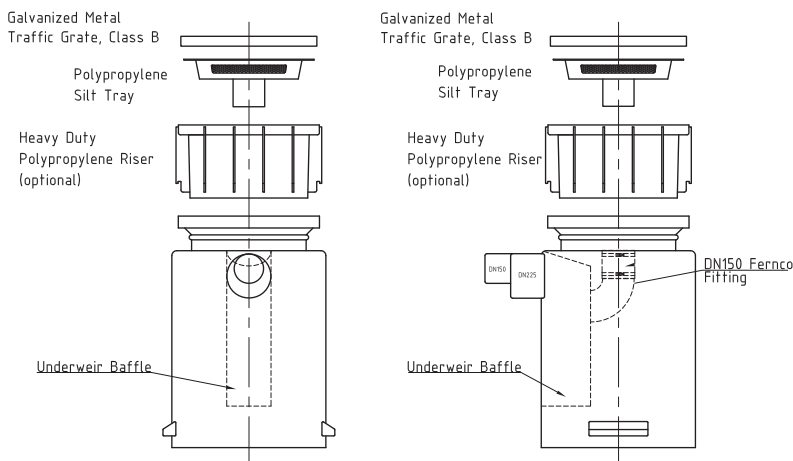
Log on to www.clearmake.com.au or call **1800 700 267**

Clearmake is a member of

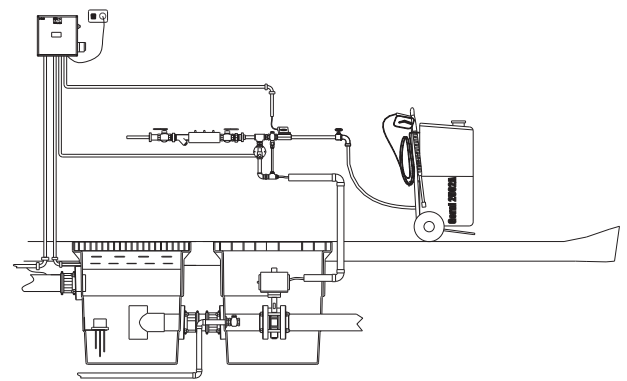


FACT SHEET

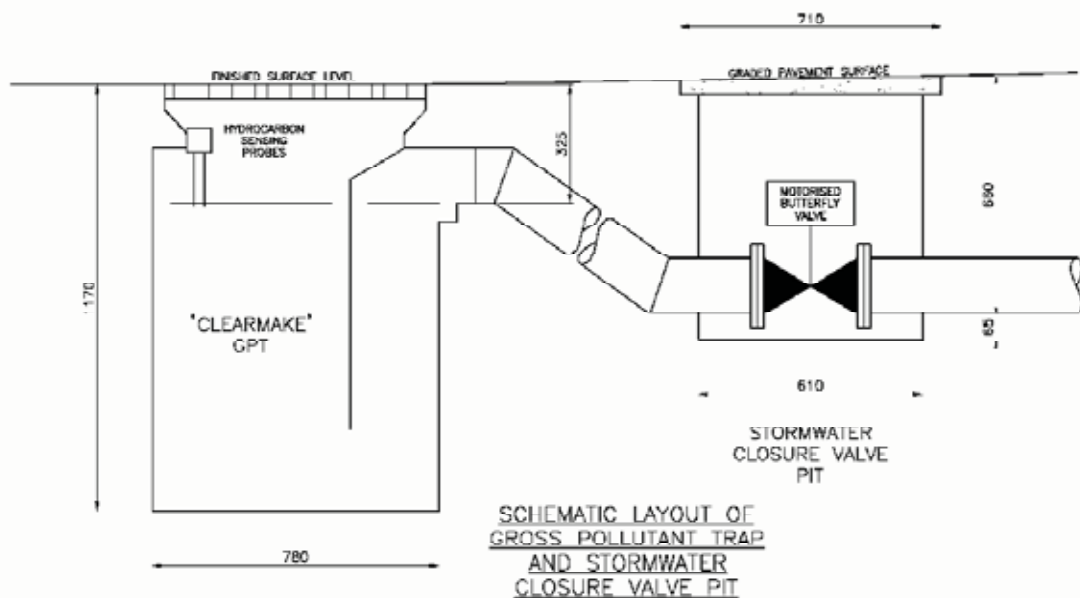
STORMWATER MANAGEMENT AND SPILL CONTROL SYSTEMS



Gross Pollutant Trap



Spill Detection with Diversion /Treatment



Spill Detection & Control System

Clearmake's Consulting & Engineering team produces custom designs on request.

Please refer to individual spec sheets for specific products.